

Putney
School
of Art &
Design

SUMMER

School Programme 2025

22.07 - 25.07

28.07 - 01.08

04.08 - 08.08

11.08 - 15.08



Wandsworth

managed on behalf of Wandsworth Council by

enable.

For happy, healthier communities.
Not for profit.

About Putney School of Art and Design

Putney School of Art and Design was originally founded in 1883, and has been in Oxford Road, Putney since 1895. The main benefactor of the original Victorian school was Sir William Lancaster, an eminent local politician and philanthropist. The school offers art and design courses, including painting, drawing, pottery, photography, sculpture, printmaking as well as more specialised courses including the Art and Design Diploma, family learning for parent and child working together, and courses for young people aged 13–17 years.

About Enable

Enable is a not-for-profit organisation, working in partnership with councils, charities and other organisations to deliver health, leisure and community services and events that enrich people's lives. We go further, reinvesting any profit from our activities to make an even bigger difference, strengthening the communities we work with. Putney School of Art and Design is brought to you by Enable, in partnership with Wandsworth Council.



Week 1

22nd July - 25th July

Painting & Drawing

Good Artists Copy Great Artists Steal: Degas and Late Twentieth-Century British Paintings

Tutor: Ian Ellis

'Take What You Need' from exploring the works of Degas and Late Twentieth-Century British Paintings. This painting course examines how the work of Edgar Degas influenced late 20th-century British art, from the abstract paintings of Howard Hodgkin to the vivid, human-animal compositions of Francis Bacon.

Day 1: We will explore Degas's approach to painting, which was grounded in the French Academy's principles—such as "learn to paint like Velázquez, then find your own way." Special attention will be given to his ability to evoke movement through his handling of paint and his distinctive use of colour. We'll discuss how an understanding of these techniques shaped the work of later British artists. You will be asked to select and study a Degas painting, with demonstrations to deepen your understanding.

Day 2: You'll create small-scale studies based on portrait photographs and images of ballet dancers and bathers. The concepts discussed on Day 1 will be applied to your own work.

Day 3: Using one or more of your studies, you will create a large-scale painting. The goal of this course is to draw inspiration from Degas and the artists he influenced, helping you refine and enhance your painting skills.

Expressive Pastels: Landscapes

Tutor: Shaun Carey

A one-day workshop exploring chalk pastels. Known for its vibrant effects, chalk pastel is a great medium, combining colour and drawing with an expressive immediacy. We will be working from landscape images and you will learn and develop pastel techniques beginning with a broad approach to suggesting details. If you enjoy drawing but feel that colour is something that you wish to add to your repertoire, chalk pastel is an ideal medium for you.

Pastel Portraits

Tutor: Shaun Carey

Working directly from the model, we will explore the immediacy of chalk pastel, its unique ability to create a likeness through the freshness of the medium. Beginning with initial drawing, placing proportions, we will make a tonal study then move onto pastel technique and colour. This is an ideal opportunity to develop your pastel and drawing skills, enjoying the expressive qualities of the medium.



Watercolour Illustration

Tutor: Paige Barry

Whether you're new to watercolour painting or exploring new methods in your practice, this class will teach you how to take your ideas and put them to paper using, watercolours and ink pen to create beautiful illustrations. On this course you will learn how to use watercolours and pen to create detailed illustrations. Focus will be on developing an idea using words or poetry. You will then learn how to transfer this to the page using drawing and dry brush techniques as well as using water to create smooth gradients and a fine finished quality in your work.

Learn to Draw

Tutor: Kaitlyn Watson

On this one day 'taster' course, you'll be introduced to some of the basic skills of observational drawing, including line, space, tone and proportion. There'll be demos and plenty of one-to-one attention and examples of artists work to inspire you during this relaxed, friendly class.

Portrait Drawing (All levels)

Tutor: Eithne Healy

An intensive one-day course working with varied approaches to portrait drawing. Applying some lively and exploratory exercises to observational work, students will test out different drawing materials and approaches to this subject; line, tone and gestural mark - making with a view to creating a unique body of responses on paper.

Painting in Oils: Getting Started

*Tutor: Jan Malaszek
(Daytime) / Shaun Carey
(Evening)*

Do you want to paint in oils but don't know where to start? This two-evenings course with an experienced painter will give you the core skills and techniques to begin your own paintings. The course will teach you how to vary oil painting technique, mix colour and create a sense of light when painting still life objects.

Introduction to Drawing & Painting

Tutor: Paul Schofield
An exciting introductory drawing and painting course, you will explore different approaches, methods and materials. The course is suitable for all students who wish to improve their drawing skills and painting techniques. Using a variety of materials, you will explore different forms of description and expression.

Drawing & Painting Pets

Tutor: Paige Barry
This painting class will guide you through the steps of drawing and/or painting your pet, whether it is your furry companion or a more exotic addition to the family including birds or reptiles. You will work from photographs in this fun and enjoyable class with like-minded animal lovers. You will explore ways to capture the unique personality of your special companion through sketching techniques and various mediums. No experience is needed to enjoy this relaxing class - it's

a perfect opportunity for beginners and experienced artists who wants to meet fellow pet owners!


Printmaking

Alternative Sustainable Etching (All Levels)

Tutor: Catherine Greenwood
Explore the potential of Copper Plate Etching over 2 days using Ferric Chloride acid and Soywax and B.I.G grounds. Suitable as an introduction to etching for beginners or for those who wish to develop their etching skills for a home printmaking studio. Preparing plates, etching and printing your own image using contemporary materials with traditional techniques under the guidance of an experienced tutor.

Lino Printing Day

Tutor: Paul Schofield
The course will cover the creation of your design, colour mixing and finishing to a professional standard whilst exploring relief printing using lino blocks in just one day. The workshop begins with the basic techniques through planning your design, creating your linocut block, mixing colours and printing onto a range of paper.



2 Days: Screenprinting Workshop (Beginners)

Tutor: Justine Ellis

For beginners and a refresher for those with previous experience of screen printing, the course aims to cover the core principles of screen printing. For those new to screen printing - please bring an image with you that you may like to turn into a screen print. This could simply be something from your sketch book, a drawing or painting that you have made in another class or a photograph that you have taken.

2 Days: Screenprinting workshop (Inter / Adv)

Tutor: Justine Ellis

For students with previous experience of screen printing, the course will provide an opportunity to have 2 full days of printing to consolidate a project or work on something new.

2 Days: Drypoint & Chine Colle

Tutor: Melanie Bellis

An opportunity to explore the exciting results that can be achieved by combining, Drypoint and Chine Collé. Drypoint is a printmaking method that involves scratching a design into a surface using a range of tools, then making a print from the design using a printing press. Chine Collé is a method of adding colour to all or part of your print using Japanese

or other thin paper. You will learn each technique and how to combine them to build up layered images.

Open Studio Etching

Tutor: Catherine Greenwood

Open studio Etching sessions are available to those who already have experience of etching and are interested in developing their own projects. This is an opportunity to work independently and develop your work. Tutor input and support is available throughout if needed.



Pottery

2 Days: Pottery Workshop

Tutor: Leigh Jenkinson / John Dawson

This course is aimed at anyone interested in clay and pottery. Experienced potters will be able to work on their own projects while beginners will be introduced to various pottery techniques, and good studio practices. Learn and enjoy the magic of throwing on the wheel or handbuilding, with professional instruction on how to make a range of pottery shapes or a project. These days are suitable for all levels. The course will also provide opportunity to glaze if appropriate.

Pottery: Glazing Workshop

Tutor: Sarah Deeks

This course will introduce you to the common pitfalls of glazing, how to glaze your pots successfully and think about designing your pots for easy glazing. We will also work on testing glazes and building up a collection of test tiles. The course will also discuss using oxides and colourants, the importance of temperature, and how to mix your own glazes. You will have instruction on how to use the spray booth.

2 Days: Introduction to Pottery

Tutor: Leigh Jenkinson

This two-day workshop will introduce beginners to the basic throwing and handbuilding techniques for creating forms in clay. Your experienced tutor will also demonstrate these techniques and guide you with your own work.

Open Studio Pottery

Tutor: Simon Ashworth

Open studio sessions are available to those that already have experience working with clay and are interested in working on their own projects. You will be expected to manage the progress of your own work although advice will be available if required.



Photography



Lightroom and Photoshop for Photographers

Tutor: Simon Fernandez

This course is ideal for photographers who want to take their images to the next level using leading industry photo software. Learn how to edit, colour correct, and make adjustments to your photos to bring out their true potential. This course will guide you through the process of image manipulation software to attain professional results from your camera.

Open Studio Photoshop

Tutor: Paige Barry

Open studio sessions are available to those that already have experience of using photoshop and are interested in developing their own projects. You will be expected to manage the progress of your own work although advice will be available as required from an experienced tutor.using a range of tools, then making a print from the design using a printing press. Chine Collé is a method of adding colour to all or part of your print using Japanese or other thin paper. You will learn each technique and how to combine them to build up layered images.

Darkroom Induction for Independent Users

Tutor: Simon Fernandez

This one day induction course is for students who would like to hire the darkroom. After successful completion of the course you will have access to our darkroom facilities. Darkroom Inductions for Independent Users will cover good health and safety practice and to ensure correct usage of equipment and chemistry. You will have a short guided tour of the darkrooms to familiarise yourself with our enlargers and film processing.



Courses for Young people

2 Days: Art and Design (13-17 Years)

Tutor: Paul Schofield

An enjoyable and challenging 2 day course designed to build on existing skills to create a varied body of work useful for GCSE and A level course work or for a dynamic foundation portfolio. The course aims to explore drawing and mixed media practice in depth; employing line, tone and gestural drawing approaches with further mark - making techniques including working with colour, inks and paint/pastels, direct observational studies and mono-printing.



Courses for Children and Families

Family Learning Pottery

Tutor: Belinda Bates

Have fun making and decorating clay pots and figures over two sessions. There will be a themed project and materials are supplied. Your work will be fired once, if collected later. For parent and child aged **7-12 years** working together.

Family Learning Drawing & Painting

Tutor: Antonia Reina

With an emphasis on fun, this is an opportunity to work with your child over two sessions on some great creative projects, learning new skills along the way. You will be working with drawing materials as well as paints, and other art materials. For parent and child aged **7-12 years** working together.

Kids Pottery Club

Tutor: Sarah Deeks

The course is an enjoyable and creative pottery club for children over two sessions to express themselves through the medium of clay. There will be a themed project and materials are supplied. Your work will be fired once, if collected later. Age range: **8-12 years** not accompanied by adult.

Kids Art Club

Tutor: Antonia Reina

The course is an enjoyable and creative art club for children over two sessions to express themselves through drawing, painting, printing and mixed media. There will be a new project each session and materials are provided. Age range: **8-12 years** not accompanied by an adult.



Week 2

28th July - 1st August

Painting & Drawing

3 Days: Intensive Life Drawing

Tutor: Jan Malaszek

The aim of the course is to encourage students to develop their drawing skills via access to what some consider the most compelling form, the human body. The course is open to both beginners and the experienced student alike. The 3 day intensive course will start by examining the basics of the human figure, such as proportion and perspective using a variety of poses. The emphasis will be on observation, using a variety of drawing media and working from poses of various lengths you will focus on negative & positive shapes, rhythms, mark making and the use of dramatic lighting to create a range of drawings on different surfaces and papers.

2 Days: Oil Painting (Int / Adv)

Tutor: Nelson Diplexcito

This intermediate to advance oil painting course offers the opportunity for you to develop your personal painting style. The course will focus on technical explorations (e.g. composition, colour,

paint handling, media, surfaces, experimental materials, the different processes of starting and building a painting), with the aim to develop your own style and ideas. Working with a range of primary and secondary sources we will look at how images can be collected and developed. We will discuss the work of both historical and contemporary painters and consider what we can learn from their processes and ideas in developing our own, individual voice.

2 Days: Drawing & Pastels (All Levels)

Tutor: Paul Dixon

A two-day workshop exploring chalk pastels. This course is ideal for beginners as well as those who have some experience of using chalk pastels and would like to improve their skills with drawing and colour. On this course, you will be taught ways in which to manipulate chalk pastels, while working from subjects such as still life and landscape, utilizing different drawing applications such as blending, hatching, smudging, and overlaying, guided by the tutor and some reference to artists' work.

Introduction to Illustration

Tutor: Sophie Ambrose

On this one-day course you'll be shown the tools used when creating a picture book. We'll start with looking at some examples of picture books and how illustrators create characters, with plenty of examples to inspire you. Through some fun creative exercises, you'll develop a character and start to think of the world of your character.



2 Days: Experimenting with Colour

Tutor: Sophie Ambrose

On this course, you will learn brush techniques and complete a painting. There'll be a mix of exercises and projects where new materials are introduced, such as colour pencils, mixed media, collage and different paints and some simple printing. For each new project, you'll have demos, handouts or see examples of artist's work to inspire you. The course is designed to give you confidence and a good understanding of using colour.

Good Artists Copy Great Artist Steal by The River Thames: John Singer Sargent

Tutor: Ian Ellis

This painting course explores the watercolour landscape paintings of John Singer Sargent, with the goal of helping you develop skills that will enhance your ability to paint on location by the Thames, using your medium of choice.

Day 1: We will examine Sargent's approach to painting, influenced by French Impressionist ideas about light and shadow. Special focus will be given to his ability to convey movement through his handling of paint and his distinctive use of colour. We'll discuss how mastering these techniques can make painting on location easier. You'll select and study a Sargent watercolour painting, with demonstrations to deepen your understanding. If you prefer, oil paints or acrylics can also be used.

Days 2 and 3: You'll work on location at the boatyards along the bank of the Thames in Putney. The concepts explored on Day 1 will be applied to your own work. The goal of this course is to draw inspiration from Sargent's Impressionist approach, helping you refine and enhance your painting skills.

Expressive Pastels: Still Life

Tutor: Shaun Carey

A one-day workshop exploring chalk pastels. Known for its vibrant effects, chalk pastel is a great medium, combining colour and drawing with an expressive immediacy. We will be working from still life and you will learn and develop pastel techniques beginning with a broad approach to suggesting details. If you enjoy drawing but feel that colour is something that you wish to add to your repertoire, chalk pastel is an ideal medium for you.

2 Days: Watercolour Painting (All Levels)

Tutor: Shaun Carey

This course is aimed at complete beginners who want to learn the basics of watercolour or students with some knowledge wanting to improve their watercolour skills. You will be taught about colour mixing and a range of watercolour techniques. You will be finding ways to express colour, light and texture using watercolour techniques. We will be experimenting with different ways of using paint and will look at how watercolour painters use various techniques.

Printmaking

2 Days: Screenprinting workshop (Inter / Adv)

Tutor: Justine Ellis

For students with previous experience of screen printing, the course will provide an opportunity to have 2 full days of printing to consolidate a project or work on something new.

2 Days: Screenprinting Workshop (Beginners)

Tutor: Justine Ellis

For beginners and a refresher for those with previous experience of screen printing, the course aims to cover the core principles of screen printing. For those new to screen printing - please bring an image with you that you may like to turn into a screen print. This could simply be something from your sketch book, a drawing or painting that you have made in another class or a photograph that you have taken.



3 Days: Etching All Levels

Tutor: Melanie Bellis

This is a practical, workshop-based course for beginners, those wanting to refresh their skills and also for experienced students. As a beginner you will be taught the core etching processes, hard ground, soft ground and aquatint, through demonstrations, and hands-on practice preparing and printing your own etchings. As a more experienced printmaker you will be able to pursue your own projects with 1:1 guidance and support, to enable you to develop your ideas and stretch your skills.

Lino Printing Day

Tutor: Paul Schofield

The course will cover the creation of your design, colour mixing and finishing to a professional standard whilst exploring relief printing using lino blocks in just one day. The workshop begins with the basic techniques through planning your design, creating your linocut block, mixing colours and printing onto a range of paper.

2 Days: Collagraph Printmaking

Tutor: Paul Schofield

A two-day course where you will create collagraph plates using simple found materials, textured papers, glue, resins and more. You will learn how to ink and prepare plates in order to make successful prints, explore texture, layers and colour areas creating images using simple collected waste textured materials. You will explore the possibilities of collagraph printmaking using techniques

such as simple registration on the press bed to create layered and multi coloured prints, printing over textural collagraph images with found materials, blind embossing, multi coloured inking to create monoprint images.



Pottery

2 Days: Life Sculpture (All Levels)

Tutor: Eithne Healy

On this course you will explore the possibilities and limitations of clay. You will do this through a variety of structured exercises based on direct observation from the life model. You will gain a basic understanding of how to render proportion and will learn how to apply perspective. You will learn through the process of making a series of clay studies. There will be tutor demonstrations and individual guidance.

Pottery: Glazing Workshop

Tutor: Sarah Deeks

This course will introduce you to the common pitfalls of glazing, how to glaze your pots successfully and think about designing your pots for easy glazing. We will also work on testing glazes and building up a collection of test tiles. The course will also discuss using oxides and colourants, the importance of temperature, and how to mix your own glazes. You will have instruction on how to use the spray booth.

3 Days: Pottery Workshop

Tutor: Emilia Radlinska

This course is aimed at anyone interested in clay and pottery. Experienced potters will be able to work on their own projects while beginners will be introduced to various pottery techniques, and good studio practices. Learn and enjoy the magic of throwing on the wheel or handbuilding, with professional instruction on how to make a range of pottery shapes or a project. These days are suitable for all levels. The course will also provide opportunity to glaze if appropriate.

Open Studio: Pottery

Tutor: Simon Ashworth

Open studio sessions are available to those that already have experience working with clay and are interested in working on their own projects. You will be expected to manage the progress of your own work although advice will be available if required.



Photography

Lightroom and Photoshop for Photographers

Tutor: Simon Fernandez

This course is ideal for photographers who want to take their images to the next level using leading industry photo software. Learn how to edit, colour correct, and make adjustments to your photos to bring out their true potential. This course will guide you through the process of image manipulation software to attain professional results from your camera.

Darkroom Induction for Independent Users


Tutor: Simon Fernandez

This one day induction course is for students who would like to hire the darkroom. After successful completion of the course you will have access to our darkroom facilities. Darkroom Inductions for Independent Users will cover good health and safety practice and to ensure correct usage of equipment and chemistry. You will have a short guided tour of the darkrooms to familiarise yourself with our enlargers and film processing.

Cyanotype Masterclass

Tutor: Simon Fernandez

Cyanotypes are a popular form of early photographic printing invented by Sir John Herschel and popularised by Anna Atkins. Students can create the distinctively blue images associated with cyanotypes using digital negatives created from photos.



Courses for Young people

2 Days: Art and Design (13-17 Years)

Tutor: Eithne Healy & Paul Schofield

An enjoyable and challenging 2 day course designed to build on existing skills to create a varied body of work useful for GCSE and A level course work or for a dynamic foundation portfolio. The course aims to explore drawing and mixed media practice in depth; employing line, tone and gestural drawing approaches with further mark - making techniques including working with colour, inks and paint/pastels, direct observational studies and mono-printing.



Courses for Children and Families

Family Learning Pottery

Tutor: Belinda Bates

Have fun making and decorating clay pots and figures over two sessions. There will be a themed project and materials are supplied. Your work will be fired once, if collected later. For parent and child aged **7-12 years** working together.

Kids Pottery Club

Tutor: Sarah Deeks

The course is an enjoyable and creative pottery club for children over two sessions to express themselves through the medium of clay. There will be a themed project and materials are supplied. Your work will be fired once, if collected later. Age range: **8-12 years** not accompanied by adult.

Family Learning Drawing & Painting

Tutor: Antonia Reina

With an emphasis on fun, this is an opportunity to work with your child over two sessions on some great creative projects, learning new skills along the way. You will be working with drawing materials as well as paints, and other art materials. For parent and child aged **7-12 years** working together.

Kids Art Club

Tutor: Antonia Reina

The course is an enjoyable and creative art club for children over two sessions to express themselves through drawing, painting, printing and mixed media. There will be a new project each session and materials are provided. Age range: **8-12 years** not accompanied by an adult.

Week 3

4th - 8th August

Painting & Drawing

Composition and Colour: Joan Eardley and the influence of Turner and Constable

Tutor: Ian Ellis

This painting course delves into the Expressionist works of Joan Eardley and explores how she was influenced by the colour and monumental compositions of both Turner and Constable.

Day 1: We will examine Eardley's expressionist approach to oil painting, with a particular focus on her use of colour and composition, drawing influence from Turner and Constable. Special attention will be given to how she balances nature's raw power with a sense of fragility. You'll choose and study one or more of Eardley's paintings, with demonstrations to deepen your understanding of her techniques.

Days 2 and 3: You'll apply the concepts explored on Day 1 as you paint on location along the Thames in Putney. The practical sessions will give you the opportunity

to incorporate Eardley's expressionist approach into your own work. The goal of the course is to inspire you with Eardley's unique style and help you refine your painting skills in an expressive, location-based context.

2 Days: Introduction to Watercolour Painting

Tutor: Paul Dixon

This course is ideal for complete beginners who have never used watercolour before, or for those with some experience, who'd like to brush up their skills and gain confidence in using this medium. You will be taught the basic skills and techniques of watercolour, such as mixing, layering, washes and use of materials [paper, brushes, paints etc.] Different subjects will be explored, such as landscape, and still life. Demonstrations will be given to gain an understanding of how to approach and manipulate watercolour in different ways.

Expressive Pastels: Still Life

Tutor: Shaun Carey

A one-day workshop exploring chalk pastels. Known for its vibrant effects, chalk pastel is a great medium, combining colour and drawing with an expressive immediacy. We will be working from still life and you will learn and develop pastel techniques beginning with a broad approach to suggesting details. If you enjoy drawing but feel that colour is something that you wish to add to your repertoire, chalk pastel is an ideal medium for you.

Learn to Draw

Tutor: Paul Dixon

On this one day 'taster' course, you'll be introduced to some of the basic skills of observational drawing, including line, space, tone and proportion. There'll be demos and plenty of one-to-one attention and examples of artists work to inspire you during this relaxed, friendly class.

Portrait Drawing (All levels)

Tutor: Eithne Healy

An intensive one-day course working with varied approaches to portrait drawing. Applying some lively and exploratory exercises to observational work, students will test out different drawing materials and approaches to this subject; line, tone and gestural mark - making with a view to creating a unique body of responses on paper.

Life Drawing (All Levels)

Tutor: Eithne Healy

The emphasis will be on observation, building upon basic principles of drawing and moving towards personal expression through experimentation with various media and techniques. The aim of the course is to encourage students to develop their drawing and painting skills via access to what some consider the most compelling form, the human body.



Expressive Pastels: Landscapes

Tutor: Shaun Carey

A one-day workshop exploring chalk pastels. Known for its vibrant effects, chalk pastel is a great medium, combining colour and drawing with an expressive immediacy. We will be working from landscape images and you will learn and develop pastel techniques beginning with a broad approach to suggesting details. If you enjoy drawing but feel that colour is something that you wish to add to your repertoire, chalk pastel is an ideal medium for you.

Pastel Portraits

Tutor: Shaun Carey

Working directly from the model, we will explore the immediacy of chalk pastel, it's unique ability to create a likeness through the freshness of the medium. Beginning with initial drawing, placing proportions, we will make a tonal study then move onto pastel technique and colour. This is an ideal opportunity to develop your pastel and drawing skills, enjoying the expressive qualities of the medium.

2 Days: Watercolour & Experimental Techniques

Tutor: Kaitlyn Watson

This course is designed for beginners with little or no experience with the delicate medium of watercolour or those with some experience wanting to explore it's potential further. We will work and develop your skills and a focus on exploring traditional methods of mixing colour and students will also be encouraged to play and develop their own take on the age-old method.

Printmaking

Painterly Screenprinting

Tutor: Katie Preston


Suitable for those who already have experience of screenprinting but want to bring a painterly depth to their screenprints. This is a practical workshop-based course where different techniques will be demonstrated, and you will have a chance to put them into practice. The course will include painterly approaches to layering up colour blends and handmade marks. You will learn how to use TruGrain (a textured acetate) and Tusche (light sensitive liquid) to create and print your own marks. You may want to bring your sketch book, a drawing or painting that you have made for inspiration for your mark making.



2 Days: Exploring Etching on Steel

Tutor: Melanie Bellis

Steel has exciting properties that make it a great metal for experimental printmaking. It's particularly suited to deeply etched marks and tactile textures as well as printing in vibrant and intense colour. This 2-day practical workshop is suitable for experienced etchers and complete beginners, wanting to explore the possibilities of this compelling and versatile medium. The workshop will cover a range of etching techniques applied to steel including soft ground, sugar lift, open bite, spit bite, and also varied approaches to printing in monochrome and colour.



Experimental Printmaking

Tutor: Paul Schofield

The one days will provide opportunities for you to explore all aspects of relief printing including Linoleum cut, Collagraph, Mono-type, Mono-print, Monodrawing, Tetra-Pak packaging and hybrid combinations. You will develop ideas as you experiment with processes and techniques, images and textures. Students attending range from beginners to experienced printers and the sharing of skills and knowledge benefits all in this lively class. Through demonstrations and individual support for students in gaining understanding of media and processes, you will be encouraged to develop original and well executed printed outcomes.

2 Days: Collagraph Printmaking

Tutor: Paul Schofield

A two-day course where you will create collagraph plates using simple found materials, textured papers, glue, resins and more. You will learn how to ink and prepare plates in order to make successful prints, explore texture, layers and colour areas creating images using simple collected waste textured materials. You will explore the possibilities of collagraph printmaking using techniques such as simple registration on the press bed to create layered and multi coloured prints, printing over textural collagraph images with found materials, blind embossing, multi coloured inking to create monoprint images.

Open Studio Etching

Tutor: Melanie Bellis

Open studio Etching sessions are available to those who already have experience of etching and are interested in developing their own projects. This is an opportunity to work independently and develop your work. Tutor input and support is available throughout if needed.



Pottery

Intensive Throwing Week

Tutor: John Dawson

This course is aimed at throwers that would like to perfect and fine tune their throwing technique. Students will be able to work for 5 consecutive days on individual projects guided by an experienced tutor. Throwers will be shown different methods of throwing forms and introducing some manipulation of the forms. **Note: Spaces are limited to only 10 students for this intensive course.**

Open Studio Pottery


Tutor: Simon Ashworth

Open studio sessions are available to those that already have experience working with clay and are interested in working on their own projects. You will be expected to manage the progress of your own work although advice will be available if required.

2 Days: Introduction to Pottery 14 Plus

Tutor: Sarah Deeks

This two-day workshop will introduce beginners to the basic throwing and handbuilding techniques for creating forms in clay. Your experienced tutor will also demonstrate these techniques and guide you with your own work.



Photography

B&W Darkroom Photography

Tutor: Simon Fernandez

This course is ideal for beginners who would like to learn how to print their own black and white photos. Students will be shown how to use the darkroom, enlargers, and photographic chemistry properly to achieve successful results. You will be taught the correct method of assessing a negative, making test strips, contact sheets, prints and photograms. Students can also learn how to process their own black and white films, and make digital negatives. The course is very practical, and darkroom safety is highlighted throughout.

Lightroom and Photoshop for Photographers


Tutor: Simon Fernandez

This course is ideal for photographers who want to take their images to the next level using leading industry photo software. Learn how to edit, colour correct, and make adjustments to your photos to bring out their true potential. This course will guide you through the process of image manipulation software to attain professional results from your camera.

Cyanotype Masterclass

Tutor: Simon Fernandez

Cyanotypes are a popular form of early photographic printing invented by Sir John Herschel and popularised by Anna Atkins. Students can create the distinctively blue images associated with cyanotypes using digital negatives created from photos.



Courses for Young people

3 Days: Art and Design (13-17 Years)

Tutor: Eithne Healy

An enjoyable and challenging 3 day course designed to build on existing skills to create a varied body of work useful for GCSE and A level course work or for a dynamic foundation portfolio. The course aims to explore drawing and mixed media practice in depth; employing line, tone and gestural drawing approaches with further mark - making techniques including working with colour, inks and paint/pastels, direct observational studies and mono-printing.

2 Days: Art and Design (13-17 Years)

Tutor: Paul Scofield

An enjoyable and challenging 2 day course designed to build on existing skills to create a varied body of work useful for GCSE and A level course work or for a dynamic foundation portfolio. The course aims to explore drawing and mixed media practice in depth; employing line, tone and gestural drawing approaches with further mark - making techniques including working with colour, inks and paint/pastels, direct observational studies and mono-printing.

Photography for young people (13-17 Years)

Tutor: Robert Obreja

This course is a fun and informative introduction to the fundamental elements of portrait photography with an emphasis on the importance of light and how to control it. You will learn how to shoot portraits on location with natural light and in the studio with artificial lighting. The basics of taking digital pictures will be explored with demonstrations by the tutor along with some class based practical tasks to practice using a digital camera. We will look at genre of Portrait Photography and students will photograph each other in the street using natural light and studio flash. You will learn the real differences between candid and formal portrait photography and how it has evolved and diversified over time.

Courses for Children and Families

Family Learning Pottery

Tutor: Belinda Bates

Have fun making and decorating clay pots and figures over two sessions. There will be a themed project and materials are supplied. Your work will be fired once, if collected later. For parent and child aged **7-12 years** working together.

Kids Art Club

Tutor: Kaitlyn Watson /

Antonia Reina

The course is an enjoyable and creative art club for children over two sessions to express themselves through drawing, painting, printing and mixed media. There will be a new project each session and materials are provided. Age range: **8-12 years** not accompanied by an adult.

Kids Pottery Club

Tutor: Sarah Deeks

The course is an enjoyable and creative pottery club for children over two sessions to express themselves through the medium of clay. There will be a themed project and materials are supplied. Your work will be fired once, if collected later. Age range: **8-12 years** not accompanied by adult.

Family Learning Drawing & Painting

Tutor: Kaitlyn Watson /

Antonia Reina

With an emphasis on fun, this is an opportunity to work with your child over two sessions on some great creative projects, learning new skills along the way. You will be working with drawing materials as well as paints, and other art materials. For parent and child aged **7-12 years** working together.



Week 4

11th - 16th August

Painting & Drawing

2 Days: Architectural Drawing & Painting: Expressions

Tutor: Nigel Murray

The course will cover aspects of perspective and analysing and simplifying complex structures into underlying shapes and patterns. Weather permitting, we will go outside, sketching buildings and taking photos to use as reference material back

in the studio. We will explore different creative ways of responding to the built environment and experimenting with a variety of materials and techniques. We will look at a range of artists including: John Piper, Edward Hopper, Thomas Jones, Antoni Gaudi, Anselm Kiefer and Vincent van Gogh.

Drawing & Pastels (All Levels)

Tutor: Paul Dixon

A one-day workshop exploring chalk pastels. This course is ideal for beginners as well as those who have some experience of using chalk pastels and would like to improve their skills with drawing and colour. On this course, you will be taught ways in which to manipulate chalk pastels, while working from subjects such as still life and landscape, utilizing different drawing applications such as blending, hatching, smudging, and overlaying, guided by the tutor and some reference to artists work.



2 Days: Introduction to Watercolour Painting

Tutor: Paul Dixon

This course is ideal for complete beginners who have never used watercolour before, or for those with some experience, who'd like to brush up their skills and gain confidence in using this medium. You will be taught the basic skills and techniques of watercolour, such as mixing, layering, washes and use of materials [paper, brushes, paints etc.] Different subjects will be explored, such as landscape, and still life. Demonstrations will be given to gain an understanding of how to approach and manipulate watercolour in different ways.

Introduction to Interior Design & Interior Architecture (14+ Years)

Tutor: Sniez Torbarina

The taster course will offer an insight into this exciting area of design and familiarise students with the process of developing and depicting ideas visually in a personal and original form. The course is an introduction to the key principles of spatial design, how it relates to wider architectural setting and sustainability aspect and creating your own design through practice. It will include hand drawing, presentation techniques and working with colour and materials, on projects set by your tutor. There will be opportunity to work on your own project with the support of tutor, and introduction to Cad and Photoshop

Drawing with Mindfulness Techniques

Tutor: Paul Schofield

This fun One-Day Workshop will help you explore your creative skills through mindfulness drawing.

The aim of this course is to teach you to create a route of communication between your hands and your senses. You'll discover that drawing isn't just a visual process but that it can use other senses such as touch to interpret your creative thinking. You will use a variety of exercises including closing your eyes, so that you are relying on other senses to make the marks. The information will be transferred and made visible and you'll begin to make and recognise interesting marks that are made in response to touch, smell and sound. A fun, relaxing and creative activity that can support your health & wellbeing.

Introduction to Drawing

Tutor: Kaitlyn Watson

You will learn the basic principles of observational drawing, beginning with simple shapes and proportion through to conveying volume and space. You will learn to use pencil, charcoal and other medium to describe form and light. Using a variety of materials, you will explore different forms of description and expression.



Portrait Drawing (All levels)

Tutor: Eithne Healy

An intensive one-day course working with varied approaches to portrait drawing. Applying some lively and exploratory exercises to observational work, students will test out different drawing materials and approaches to this subject; line, tone and gestural mark - making with a view to creating a unique body of responses on paper.

Life Drawing (All Levels)

Tutor: Eithne Healy

The emphasis will be on observation, building upon basic principles of drawing and moving towards personal expression through experimentation with various media and techniques. The aim of the course is to encourage students to develop their drawing and painting skills via access to what some consider the most compelling form, the human body.

2 Days: Creative Sketchbooks

Tutor: Nigel Murray

Exploring different materials and approaches to creating lively sketchbooks that can help feed and develop your artistic practice. The 2 Day Course will explore different ways to use a sketchbook and to try out a variety of materials and approaches. Sketchbooks have been and continue to be a vital part of the practice of artists and designers, a place to record our experience of the world and to play with ideas generated.

Watercolour - Painting Seasonal Flowers

Tutor: Kaitlyn Watson

On this one-day course we will explore watercolour techniques through seasonal flowers as the subject matter. You will be taught about colour mixing and a range of watercolour techniques to find ways to express colour, light and texture. The tutor will be on hand throughout to suggest, guide, give tips, help and demonstrate specific techniques.

Printmaking

2 Days: Screenprinting Workshop (Beginners)

Tutor: Katie Preston

For beginners and a refresher for those with previous experience of screen printing, the course aims to cover the core principles of screen printing. For those new to screen printing - please bring an image with you that you may like to turn into a screen print. This could simply be something from your sketch book, a drawing or painting that you have made in another class or a photograph that you have taken.



2 Days: Screenprinting workshop (Inter / Adv)

Tutor: Katie Preston

For students with previous experience of screen printing, the course will provide an opportunity to have 2 full days of printing to consolidate a project or work on something new.

Painterly Screenprinting

Tutor: Katie Preston

Suitable for those who already have experience of screenprinting but want to bring a painterly depth to their screenprints. This is a practical workshop-based course where different techniques will be demonstrated, and you will have a chance to put them into practice. The course will include painterly approaches to layering up colour blends and handmade marks. You will learn how to use TruGrain (a textured acetate) and Tusche (light sensitive liquid) to create and print your own marks. You may want to bring your sketch book, a drawing or painting that you have made for inspiration for your mark making.

Lino Printing Day

Tutor: Paul Schofield

The course will cover the creation of your design, colour mixing and finishing to a professional standard whilst exploring relief printing using lino blocks in just one day. The workshop begins with the basic techniques through planning your design, creating your linocut block, mixing colours and printing onto a range of paper.

Experimental Printmaking

Tutor: Paul Schofield

The one days will provide opportunities for you to explore all aspects of relief printing including Linoleum cut, Collagraph, Mono-type, Mono-print, Monodrawing, Tetra-Pak packaging and hybrid combinations. You will develop ideas as you experiment with processes and techniques, images and textures. Students attending range from beginners to experienced printers and the sharing of skills and knowledge benefits all in this lively class. Through demonstrations and individual support for students in gaining understanding of media and processes, you will be encouraged to develop original and well executed printed outcomes.

2 Days: Screenprinting for Textiles (Beginners)

Tutor: Alex Staurt-lyon

Suitable for beginners, this 2 day workshop will explore methods of screenprinting on fabric. Screenprinting allows you to transfer artwork onto fabric and is often used to produce textiles for fashion, interior design and fine art.

2 Days: Screenprinting for Textiles (Inter / Adv)

Tutor: Alex Staurt-lyon

Suitable for those with experience, this 2 day workshop will explore methods of screenprinting on fabric. Screenprinting allows you to transfer artwork onto fabric and is often used to produce textiles for fashion, interior design and fine art.



Pottery

3 Days: Pottery Workshop (All levels)

Tutor: John Dawson

This course is aimed at anyone interested in clay and pottery. Experienced potters will be able to work on their own projects while beginners will be introduced to various pottery techniques, and good studio practices. Learn and enjoy the magic of throwing on the wheel or handbuilding, with professional instruction on how to make a range of pottery shapes or a project. These days are suitable for all levels.

3 Days: Introduction to Pottery

Tutor: Sarah Deeks

This three-day workshop will introduce beginners to the basic throwing and handbuilding techniques for creating forms in clay. Your experienced tutor will also demonstrate these techniques and guide you with your own work.

Open Studio Pottery

Tutor: John Dawson & Simon Ashworth.

Open studio sessions are available to those that already have experience working with clay and are interested in working on their own projects. You will be expected to manage the progress of your own work although advice will be available if required.



Photography

Darkroom Induction for Independent Users

Tutor: Simon Fernandez

This one day induction course is for students who would like to hire the darkroom. After successful completion of the course you will have access to our darkroom facilities. Darkroom Inductions for Independent Users will cover good health and safety practice and to ensure correct usage of equipment and chemistry. You will have a short guided tour of the darkrooms to familiarise yourself with our enlargers and film processing.

Lightroom and Photoshop for Photographers

Tutor: Simon Fernandez

This course is ideal for photographers who want to take their images to the next level using leading industry photo software. Learn how to edit, colour correct, and make adjustments to your photos to bring out their true potential. This course will guide you through the process of image manipulation software to attain professional results from your camera.



Courses for Young people

3 Days: Art and Design (13-17 Years)

Tutor: Eithne Healy

An enjoyable and challenging 3 day course designed to build on existing skills to create a varied body of work useful for GCSE and A level course work or for a dynamic foundation portfolio. The course aims to explore drawing and mixed media practice in depth; employing line, tone and gestural drawing approaches with further mark - making techniques including working with colour, inks and paint/pastels, direct observational studies and mono-printing.

2 Days: Art and Design (13-17 Years)

Tutor: Paul Scofield

An enjoyable and challenging 2 day course designed to build on existing skills to create a varied body of work useful for GCSE and A level course work or for a dynamic foundation portfolio. The course aims to explore drawing and mixed media practice in depth; employing line, tone and gestural drawing approaches with further mark - making techniques including working with colour, inks and paint/pastels, direct observational studies and mono-printing.

Photography for young people (13 - 17 Years)

Tutor: Robert Obreja

On this course, the basics of taking digital pictures will be explored with demonstrations by the tutor along with some class based teaching and plenty of practical sessions to practice using a digital camera. We will look at genres of photography such as taking pictures of people, street photography and wellknown photographers work. This will help deepen the understanding of photography and how a camera works. The fundamentals in photography will be covered: including understanding relationship between ISO, F-stops & shutter speeds to composition and depth of field. We will compare different camera settings to understand best practice and look at how to deal with different light sources outdoors and indoors. How to enhance and improve images using photographic software. The course will include interactive lectures, critiques sessions of your pictures and looking at well-known photographers work in this field. There will be a substantial practical element with lively photo shoots in various locations in the city. Expert knowledge and tips will be given from a professional photographer.

Courses for Children and Families

Family Learning Drawing & Painting

Tutor: Belinda Bates/

Antonia Reina

With an emphasis on fun, this is an opportunity to work with your child over two sessions on some great creative projects, learning new skills along the way. You will be working with drawing materials as well as paints, and other art materials. For parent and child aged **7-12 years** working together.

Kids Pottery Club

Tutor: Belinda Bates

The course is an enjoyable and creative pottery club for children over two sessions to express themselves through the medium of clay. There will be a themed project and materials are supplied. Your work will be fired once, if collected later. Age range: **8-12 years** not accompanied by adult.

Kids Arts & Crafts Club

Tutors: Sniez Torbarina

The course is an enjoyable and creative Arts & Crafts club for children over two sessions to express themselves through varied projects including paper art and references to art and design. All materials are provided. Age range: **8-12 years** not accompanied by an adult.

Kids Art Club

Tutor: Antonia Reina

The course is an enjoyable and creative art club for children over two sessions to express themselves through drawing, painting, printing and mixed media. There will be a new project each session and materials are provided. Age range: **8-12 years** not accompanied by an adult.

Family Learning Pottery

Tutor: Belinda Bates

Have fun making and decorating clay pots and figures over two sessions. There will be a themed project and materials are supplied. Your work will be fired once, if collected later. For parent and child aged **7-12** working together.



Time Table

Week 1	Title	Tutor	Dates	Room	Standard Fee	60+ Fee	Course Code
10am - 4pm	Good Artists Copy Great Artists Steal: Degas and Late Twentieth-Century British Paintings	I Ellis	22 - 24 Jul	Studio 1	£164	£126	13267
10am - 4pm	Expressive Pastels: Landscapes	S Carey	22 Jul	Studio 2	£55	£42	13269
10am - 4pm	Pastel Portraits	S Carey	23 Jul	Studio 2	£65	£53	13271
10am - 4pm	Watercolour Illustration	P Barry	22 - 23 Jul	Studio 3	£55	£42	13272
10am - 4pm	2 Days: Alternative Sustainable Etching	C Greenwood	22 - 23 Jul	Print Studio	£120	£96	13273
10am - 4pm	Lino Printing Day	P Schofield	22 Jul	Studio 4	£60	£48	13275
10am - 4pm	Lino Printing Day	P Schofield	23 Jul	Studio 4	£60	£48	13277
10am - 4pm	2 Days: Pottery Workshop (All Levels)	L Jenkinson	22 - 23 Jul	3D Pottery Studio	£120	£96	13278
10am - 12:30pm	Pottery: Glazing Workshop	S Deeks	22 - 23 Jul	Glaze Room	£75	£60	13279
10am - 4pm	Lightroom & Photoshop for Photographers	S Fernandez	23 Jul	Digital Studio	£60	£48	13281
10am - 12:30pm	Family Learning Pottery 7-12 yrs	B Bates	22 - 23 Jul	3D Sculpture Studio	£91 parent + 1 child		13282
1:30pm - 4pm	Kids Pottery Club 8-12 yrs	S Deeks	22 - 23 Jul	3D Sculpture Studio	£59		13283
10am - 4pm	Learn to Draw	K Watson	23 Jul	3D Studio 1	£55	£42	13285
10am - 4pm	Portrait Drawing	E Healy	25 Jul	Studio 1	£65	£53	13287
10am - 4pm	Painting in Oils: Getting Started	J Malaszek	24 - 25 Jul	Studio 2	£110	£84	13288

10am - 4pm	2 Days: Art & Design for Young People 13-17	P Schofield	24 - 25 Jul	Studio 3	£99	13289
10am - 4pm	2 Days: Screenprinting Workshop (Beginners)	J Ellis	24 - 25 Jul	Print Studio	£120	£96 13290
10am - 4pm	2 Days: Screenprinting Workshop (Int / Adv)	J Ellis	24 - 25 Jul	Print Studio	£120	£96 13291
10am - 4pm	2 Days: Drypoint & Chine Colle	M Bellis	24 - 25 Jul	Studio 4	£120	£96 13292
10am - 4pm	2 Days: Pottery Workshop (All Levels)	J Dawson	24 - 25 Jul	3D Pottery Studio	£120	£96 13293
10am - 4pm	Open Studio Photoshop	P Barry	24 Jul	Digital Studio	£60	£48 13295
10am - 4pm	Darkroom Induction for Independent Users	S Fernandez	24 Jul	Studio 5	£60	£48 13297
10am - 4pm	2 Days: Introduction to Pottery	L Jenkinson	24 - 25 Jul	3D Sculpture Studio	£120	£96 13298
10am - 12:30pm	Family Learning Drawing & Painting 7-12 yrs	A Reina	24 - 25 Jul	3D Studio 1	£85 parent + 1 child	13299
1:30pm - 4pm	Kids Art Club 8-12 yrs	A Reina	24 - 25 Jul	3D Studio 1	£55	13300
Evening Classes						
6pm - 9pm	Painting in Oils: Getting Started	S Carey	22 - 23 Jul	Studio 1	£66	£51 13301
6pm - 9pm	Introduction to Drawing & Painting	P Schofield	22 - 23 Jul	Studio 2	£66	£51 13302
6pm - 9pm	Drawing & Painting Pets	P Barry	22 - 23 Jul	Studio 3	£66	£51 13303
6pm - 9pm	Open Studio Etching	C Greenwood	22 Jul	Print Studio	£41	£34 13305
6pm - 9pm	Open Studio Etching	C Greenwood	23 Jul	Print Studio	£41	£34 13307
4:30 - 7:30pm	Open Studio Pottery	Simon Ashworth	22 Jul	3D Pottery Studio	£41	£34 13309
4:30 - 7:30pm	Open Studio Pottery	Simon Ashworth	23 Jul	3D Pottery Studio	£41	£34 13311

Week 2	Title	Tutor	Dates	Room	Standard Fee	60+ Fee	Course Code
10am - 4pm	3 Days : Intensive Life Drawing	J Malaszek	28 - 30 Jul	Studio 1	£195	£159	13312
10am - 4pm	2 Days: Oil Painting (Int/Adv)	N Diplexcito	28 - 29 Jul	Studio 2	£110	£84	13313
10am - 4pm	2 Days: Drawing & Pastels	P Dixon	28 - 29 Jul	Studio 3	£110	£84	13314
10am - 4pm	2 Days: Screenprinting Workshop (Beginners)	J Ellis	28 - 29 Jul	Print Studio	£120	£96	13315
10am - 4pm	2 Days: Screenprinting Workshop (Int/Adv)	J Ellis	28 - 29 Jul	Print Studio	£120	£96	13316
10am - 4pm	2 Days: Art & Design for Young People 13 - 17	P Schofield	28 - 29 Jul	Studio 4	£99		13317
10am - 4pm	2 Days: Life Sculpture (All Levels)	E Healy	28 - 29 Jul	3D Pottery Studio	£142	£116	13318
10am - 12:30pm	Pottery: Glazing Workshop	S Deeks	28 - 29 Jul	Glaze Room	£75	£60	13319
10am - 12:30pm	Family Learning Pottery 7 - 12 Years	B Bates	28 - 29 Jul	3D Sculpture Studio	£91	Parent + 1 Child	13320
1:30pm - 4pm	Kids Pottery Club 8 - 12 Years	S Deeks	28 - 29 Jul	3D Sculpture Studio	£59		13321
10am - 4pm	1 Day: Introduction to Illustration	S Ambrose	28 Jul	3D Studio 1	£55	£42	13323
10am - 12:30pm	2 Days: Experimenting with Colour	S Ambrose	29 - 30 Jul	3D Studio 1	£110	£84	13324
10am - 4pm	2 Days: Art & Design for Young People 13 - 17	E Healy	31 Jul - 1 Aug	Studio 1	£99		13325
10am - 4pm	Good Artists Copy Great Artist Steal by The River Thames: Jogn Singer Sargent	I Ellis	30 Jul - 1 Aug	Studio 2 / Ext	£164	£126	13326
10am - 4pm	Expressive Pastels: Still Life	S Carey	30 Jul	Studio 3	£55	£42	13328
10am - 4pm	2 Days: Watercolour Painting	S Carey	31 Jul - 1 Aug	Studio 3	£110	£84	13329
10am - 4pm	3 Days: Etching (All Levels)	M Bellis	31 Jul - 1 Aug	Print Studio	£180	£144	13330
10am - 4pm	Lino Printing	P Schofield	30 Jul	Studio 4	£60	£48	13332
10am - 4pm	2 Days: Collagraph Printmaking Workshop	P Schofield	31 Jul - 1 Aug	Studio 4	£120	£96	13333

10am - 4pm	3 Days: Pottery Workshop	E Radlinska	30 Jul - 1 Aug	3D Pottery Studio	£180	£144	13334
10am - 4pm	Lightroom & Photoshop for Photographers	S Fernandez	30 Jul	Digital Studio	£60	£48	13336
10am - 4pm	Cyanotype Masterclass	S Fernandez	31 Jul	Digital Studio/ Studio 5	£60	£48	13338
10am - 4pm	Darkroom Induction for Independent Users	S Fernandez	1 Aug	Studio 5	£60	£48	13340
10am - 12:30pm	Open Studio Pottery	S Ashworth	30 Jul	3D Pottery Studio	£34	£28	13342
1:30pm - 4:30pm	Open Studio Pottery	S Ashworth	30 Jul	3D Pottery Studio	£34	£28	13344
10am - 12:30pm	Open Studio Pottery	S Ashworth	31 Jul	3D Pottery Studio	£34	£28	13346
1:30pm - 4:30pm	Open Studio Pottery	S Ashworth	31 Jul	3D Pottery Studio	£34	£28	13348
10am - 12:30pm	Open Studio Pottery	S Ashworth	1 Aug	3D Pottery Studio	£34	£28	13350
1:30pm - 4:30pm	Open Studio Pottery	S Ashworth	1 Aug	3D Pottery Studio	£34	£28	13352
10am - 12:30pm	Family Learning Drawing & Painting 7 - 12 Years	A Reina	31 Jul - 1 Aug	3D Studio 1	£85 Parent + 1 Child		13353
1:30pm - 4pm	Kids Art Club 8 - 12 Years	A Reina	31 Jul - 1 Aug	3D Studio 1	£55		13354

Week 3	Title	Tutor	Dates	Room	Standard Fee	60+ Fee	Course Code
10am - 4pm	Composition and Colour: Joan Eardly and the influence of Turner and Constable	I Ellis	4-6 Aug	Studio 1 / Ext	£164	£126	13355
10am - 4pm	3 Days: Art & Design for Young People 12 - 17	E Healy	4-6 Aug	Studio 2	£149		13356
10am - 4pm	2 Days: Introduction to Watercolour Painting	P Dixon	4-5 Aug	Studio 3	£110	£84	13357
10am - 4pm	Expressive Pastels: Still Life	S Carey	6 Aug	Studio 3	£55	£42	13359
10am - 4pm	Painterly Screenprinting	K Preston	4 Aug	Print Studio	£60	£48	13361
10am - 4pm	2 Days: Exploring Etching on Steel	M Bellis	5-6 Aug	Print Studio	£120	£96	13362
10am - 4pm	Experimental Printmaking (All Levels)	P Schofield	4 Aug	Studio 4	£60	£48	13364
10am - 4pm	2 Days: Collagraph Printmaking Workshop	P Schofield	5-6 Aug	Studio 4	£120	£96	13365
10am - 4pm	Intensive Throwing Week	J Dawson	4-8 Aug	3D Pottery Studio	£375		13366
4pm	B&W Darkroom Photography	S Fernandez	5 Aug	Studio 5	£60	£48	13368
10am - 4pm	Lightroom & Photoshop for Photographers	S Fernandez	6 Aug	Digital Studio	£60	£48	13370
10am - 12:30pm	Family Learning Pottery 7-12 years	B Bates	4-5 Aug	3D Sculpture Studio	£91 parent & 1 child		13371
1:30pm - 4pm	Kids Pottery Club 8-12 years	S Deeks	4-5 Aug	3D Sculpture Studio	£59		13372
10am-12:30pm	Open Studio Pottery	S Ashworth	6 Aug	3D Pottery Studio	£34	£28	13374
1:30pm-4pm	Open Studio Pottery	S Ashworth	6 Aug	3D Pottery Studio	£34	£28	13376
10am-12:30pm	Family Learning Drawing & Painting 7-12 yrs	K Watson	4-5 Aug	3D Studio 1	£85 parent & 1 child		13377
1:30pm-4pm	Kids Art Club 8-12 years	K Watson	4-5 Aug	3D Studio 1	£55		13378
10am - 4pm	Learn to Draw	P Dixon	6 Aug	3D Studio 1	£55	£42	13380

10am - 4pm	Portrait Drawing	E Healy	7 Aug	Studio 1	£65	£53	13382
10am - 4pm	Life Drawing (All Levels)	E Healy	8 Aug	Studio 1	£65	£53	13384
10am - 4pm	Expressive Pastels: Landscapes	S Carey	7 Aug	Studio 2	£55	£42	13386
10am - 4pm	Pastel Portraits	S Carey	8 Aug	Studio 2	£65	£53	13388
10am - 4pm	2 Days: Watercolour & Experimental Techniques	K Watson	7-8 Aug	Studio 3	£110	£84	13389
10am-4pm	Open Studio Etching	M Bellis	7 Aug	Print Studio	£60	£48	13391
10am-4pm	Open Studio Etching	M Bellis	8 Aug	Print Studio	£60	£48	13393
10am-4pm	Cyanotype Masterclass	S Fernandez	7 Aug	Digital / Studio 5	£60	£48	13395
10am-4pm	2 Days: Art & Design for Young People 13-17	P Schofield	7-8 Aug	Studio 4		£99	13396
10am-4pm	Photography for Young People	R Obreja	8 Aug	Digital Studio		£60	13398
10am-4pm	2 Days: Introduction to Pottery 14 Plus	S Deeks	7-8 Aug	3D Sculpture Studio	£120	£96	13399
10am - 12:30pm	Family Learning Drawing & Painting 7-12 Years	A Reina	7-8 Aug	3D Studio 1		£85 Parent + 1 Child	13400
1:30pm - 4pm	Kids Art Club 8 - 12 Years	A Reina	7-8 Aug	3D Studio 1		£55	13401

Week 4	Title	Tutor	Dates	Room	Standard Fee	60+ Fee	Course Code
10am - 4pm	3 Days: Art & Design for Young People 13-17	E Healy	11-13 Aug	Studio 1	£149		13402
10am - 4pm	2 Days: Architectural Drawing & Painting - Expression	N Murray	11-12 Aug	Studio 2	£110	£84	13403
10am - 4pm	Drawing & Pastels	P Dixon	13 Aug	Studio 2	£55	£42	13405
10am - 4pm	2 Days: Introduction to Watercolour Painting	P Dixon	11-12 Aug	Studio 3	£110	£84	13406
10am - 4pm	2 Days: Introduction to Interior Design 14 Plus	S Torbarina	13-14 Aug	Studio 3	£110	£84	13407
10am - 4pm	2 Days: Screenprinting Workshop (Beginners)	K Preston	11-12 Aug	Print Studio	£120	£96	13408
10am - 4pm	2 Days: Screenprinting Workshop (Int / Adv)	K Preston	11-12 Aug	Print Studio	£120	£96	13409
10am - 4pm	Painterly Screenprinting	K Preston	13 Aug	Print Studio	£60	£48	13411
10am - 4pm	Lino Printing Day	P Schofield	11 Aug	Studio 4	£60	£48	13413
10am - 4pm	Experimental Printmaking (All Levels)	P Schofield	12 Aug	Studio 4	£60	£48	13415
10am - 4pm	Drawing with Mindfulness Techniques	P Schofield	13 Aug	Studio 4	£55	£42	13417
10am - 4pm	3 Days: Pottery Workshop	J Dawson	11-13 Aug	3D Pottery Studio	£180	£144	13418
10am - 4pm	Lightroom & Photoshop for Photographers	S Fernandez	12 Aug	Digital Studio	£60	£48	13420
10am - 4pm	Darkroom Induction for Independent Users	S Fernandez	13 Aug	Studio 5	£60	£48	13422
10am - 4pm	3 Days: Introduction to Pottery	S Deeks	11-13 Aug	3D Sculpture Studio	£180	£144	13423
10am - 12:30pm	Family Learning Drawing & Painting 7-12 years	B Bates	11-12 Aug	3D Studio 1	£85 parent & 1 child		13424
1:30pm - 4pm	Kids Arts & Crafts Club 8-12 years	S Torbarina	11-12 Aug	3D Studio 1	£55		13425
10am - 4pm	Introduction to Drawing	K Watson	13 Aug	3D Studio 1	£55	£42	13427
10am - 4pm	Portrait Drawing (All Levels)	E Healy	14 Aug	Studio 1	£65	£53	13429

10am - 4pm	Life Drawing (All Levels)	E Healy	15 Aug	Studio 1	£65	£53	13431
10am - 4pm	2 Days: Creative Sketchbooks	N Murray	14-15 Aug	Studio 2	£110	£84	13432
10am - 4pm	Watercolour: Painting Seasonal Flowers	K Watson	14 Aug	Studio 3	£55	£42	13434
10am - 4pm	2 Days: Screenprinting for Textiles (Beginners)	A Stuart - Lyon	14-15 Aug	Print Studio	£120	£96	13435
10am - 4pm	2 Days: Screenprinting for Textiles (Int / Adv)	A Stuart - Lyon	14-15 Aug	Print Studio	£120	£96	13436
10am - 4pm	2 Days: Art & Design for Young People 13-17	P Schofield	14-15 Aug	Studio 4	£99		13437
10am - 12:30pm	Open Studio Pottery	J Dawson	14 Aug	3D Pottery Studio	£34	£28	13439
1:30pm - 4pm	Open Studio Pottery	J Dawson	14 Aug	3D Pottery Studio	£34	£28	13441
10am - 12:30pm	Open Studio Pottery	S Ashworth	15 Aug	3D Pottery Studio	£34	£28	13443
1:30pm - 4pm	Open Studio Pottery	S Ashworth	15 Aug	3D Pottery Studio	£34	£28	13445
10am - 4pm	2 Days: Photography for Young People	R Obreja	14-15 Aug	Digital Studio	£99		13446
10am - 12:30pm	Family Learning Pottery 7-12 years	B Bates	14-15 Aug	3D Sculpture Studio	£91 parent & 1 child		13447
1:30pm - 4pm	Kids Pottery Club 8-12 years	S Soe	14-15 Aug	3D Sculpture Studio	£59		13448
10am - 12:30pm	Kids Art Club 8-12 years	A Reina	14-15 Aug	3D Studio 1	£55		13449
1:30pm - 4pm	Family Learning Drawing & Painting 7-12 years	A Reina	14-15 Aug	3D Studio 1	£85 parent & 1 child		13450

The fees for each course are shown in the table. Classes have two fees listed – the standard fee and the discounted fee payable if you are a Wandsworth resident over 60 years of age. There are no discounts available for family learning courses.

Refunds will only be given if the school cancels a course. Please see our website for our full refund policy.



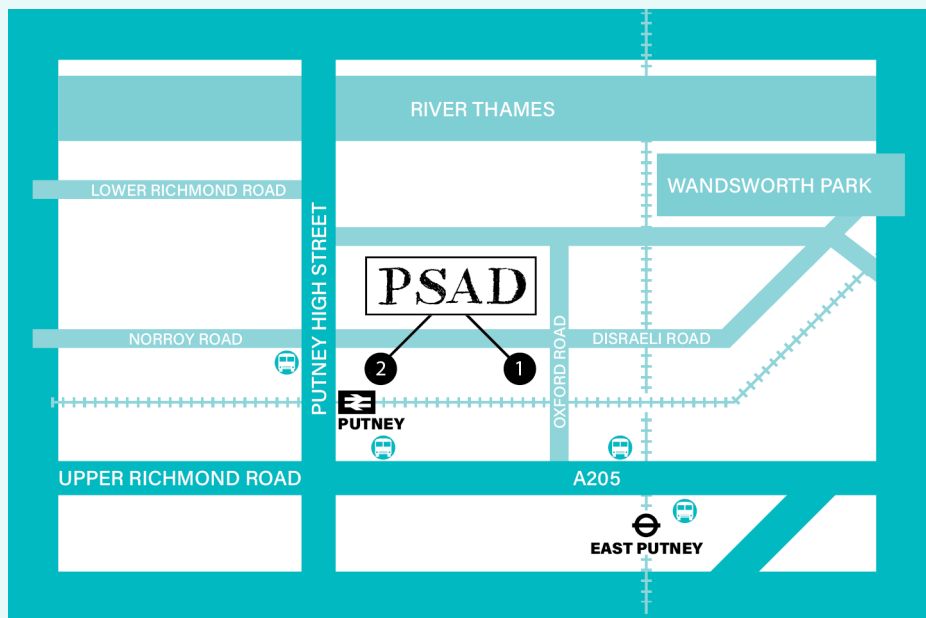
Contact us

- 1 Putney School of Art and Design, Oxford Road, London SW15 2LQ
- 2 Bentley House, 4a Disraeli Road, London SW15 2DS *Limited access

School opening hours are Mondays to Thursdays 9.30am to 5pm and 6pm to 8pm, Fridays 9.30am to 5pm and Saturdays 9.30am to 4pm.

3 ways to book:

020 3959 0110 | psad@enablelc.org | www.psad.org.uk





managed on behalf of Wandsworth Council by

enable.

For happy, healthier communities.
Not for profit.